

DELTA ISOLATION WARD

SANDWICH PANEL

WWW.DELTAPANEL.IN

WWW.DELTAINDUSTRYS.IN

WWW.SUTRAH.IN

COVID ISOLATION WARD 100 CAPACITY





HYGIENIC MATERIAL EQUIPPED IN CONSTRUCTION



MATERIAL CONFIGURATION LIST

Framework system	Top framework	5377*1948mm, GI channel steel C80, GI tube □30*30*1.2/□20*20*1.2mm
	Bottom framework	5377*1948mm, GI tube □50*100*1.2mm
	Column	GI column, 210*150mm
Roofing system	Lifting hook	Top hook: L210mm*W150mm*H210mm Bottom hook: L210mm*W150mm*H160mm
	PPGI ceiling	PPGI steel sheet 0.45mm
	Glass fiber ceiling	75mm glass fiber single aluminum foil
	Roofing	PPGI steel sheet 0.3mm
Flooring system	Cement fiber board	18mm in thickness
	Plastic floor	1.6mm in thickness
	Internal flashing	4*4*1.0mm aluminum
Window + door	S.S door	925*1970mm, fireproof fastener
	Viewing window	Plastic steel insulated hollow glass 1130*1100mm
Cladding system	PUR/PIR panel	Rigid insulated pur/pir sandwich panel, fire retardant
Electric system	Standard option	1* 3-hole socket 4*5-hole sockets 1*switch 2*ceiling lights 1* distribution panel 1* ELCB (earth leakage circuit breaker)
Others	Additional option	56°C medical air conditioner, medical bed, TV set, curtain, wall cabinet, integrated sanitary unit

COLOR ON AVAILABILITY

PORTA COVID CLINIC





WWW.DELTAINDUSTRIES.IN



WWW.DELTAINDUSTRIES.IN

POLYCARB SHEETS
UV COATED ON BOTH SIDES



PUFF SHEET



PUFF TILE




10 mm PUFF SHEET



3.5ft - Regular Double Ribbed Trapezoidal

**Delta Temp
Temperature
Controlled Systems**



**Multideck
Floordeck**



**Multibeam & Multichannel
Purlins & Cladding Rails**

Preformed Corners



Top Hats



Gutters

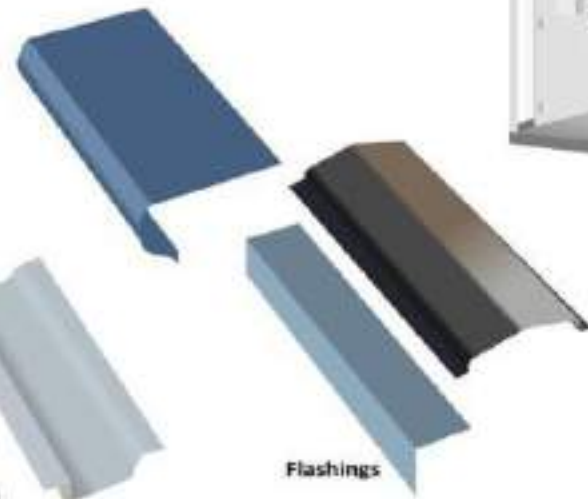


**Delta Day-Life
Upstand**

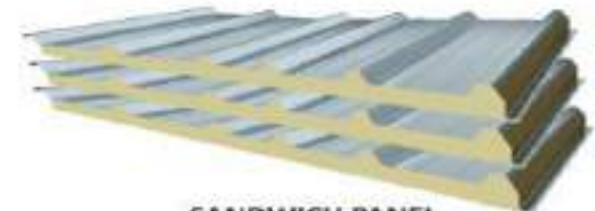
**Delta
Cleanroom
Systems**



Flashings



SANDWICH PANEL



PORTA TOILETS



PORTA TOILETS

